

MONTHLY REPORT DECEMBER 2025

DURING THE REPORTED MONTH, PPHI SINDH PROVIDED FOLLOWING FREE OF COST SERVICES

Total Number of Health Facilities Managed by PPHI Sindh

S.No	Type of Health Facility	Number
01	Sindh Govt Hospital	4
02	Taluka Head Quarter Hospital	4
03	Rural Health Centre	44
04	Basic Health Unit Plus (24/7)	324
05	Basic Health Unit	445
06	Maternal and Child Health Centres	24
07	Government Dispensary	450
08	Others	153
	Grand Total	1,448

FREE OPD SERVICES 3.8 Million Patients

MALNUTRITION CASES
Treated Under 5 years

202,963

DIARRHEA CASES
Treated under 5 years

68,045

DYSENTERY CASES
Treated under 5 years

7,239

TB SUSPECTS 80,635

No. of Individuals Managed for TB

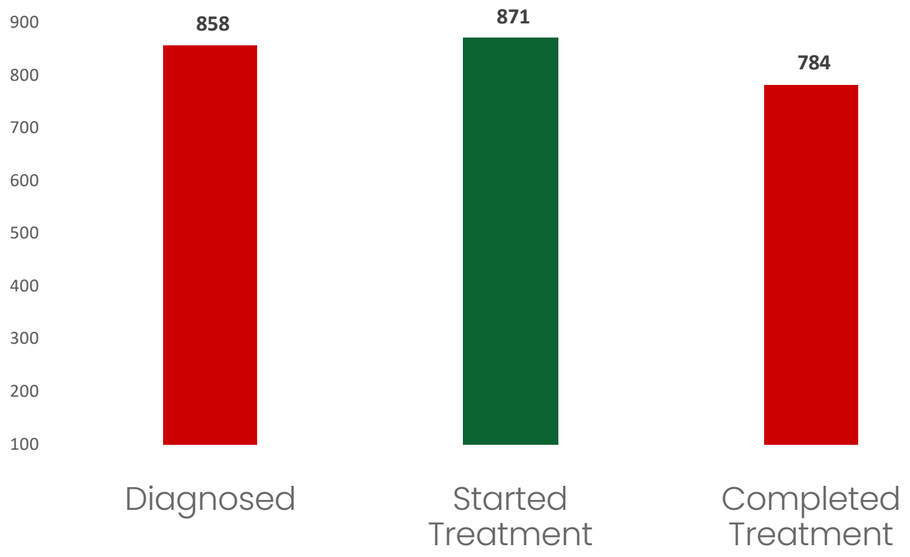

Suspected Malaria

222,063

Rapid Diagnostic Test (RDT)

206,198

Slides examined

16,360

No. of Individuals Tested Positive for Malaria



Diagnostic Services, including ultrasound



Maternal Health
(ANC, PNC and Delivery Covrage)

460,500

ANC VISITS

ANC-1	ANC-1 Women with Hb. <10 g/dl	ANC - Revisits
65,658	27,477	216,745

PNC VISITS

PNC-1	PNC - Revisits
46,664	93,645

KMC Admissions
3,054

Total Deliveries Conducted
37,788

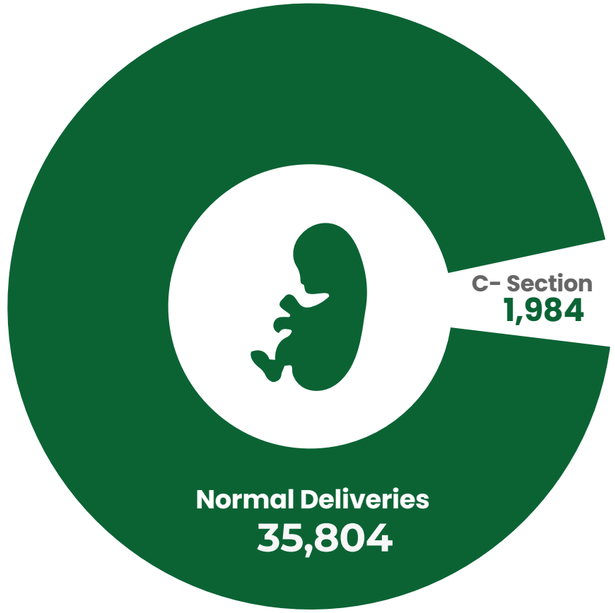

FP VISITS 105,714

LARC
10,558

Immediate PPFP
7,586



NUTRITION PROGRAM

OTP Key Performance Indicators

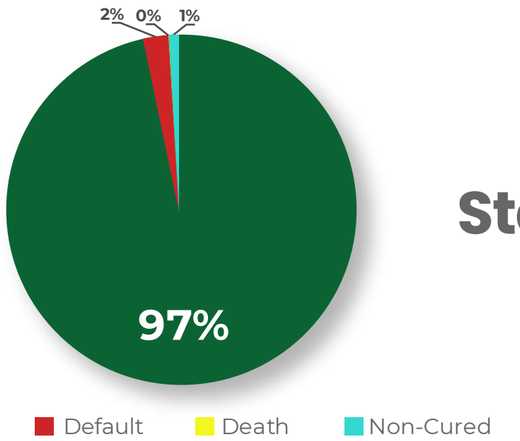

Nutrition Stabilization Center Performance

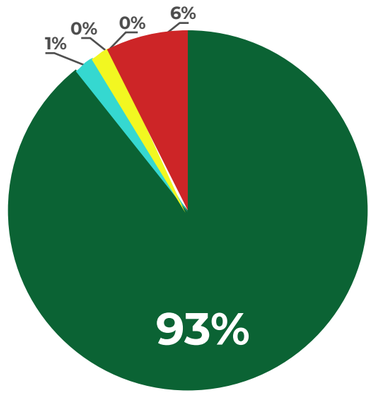

Awareness Sessions & Participants

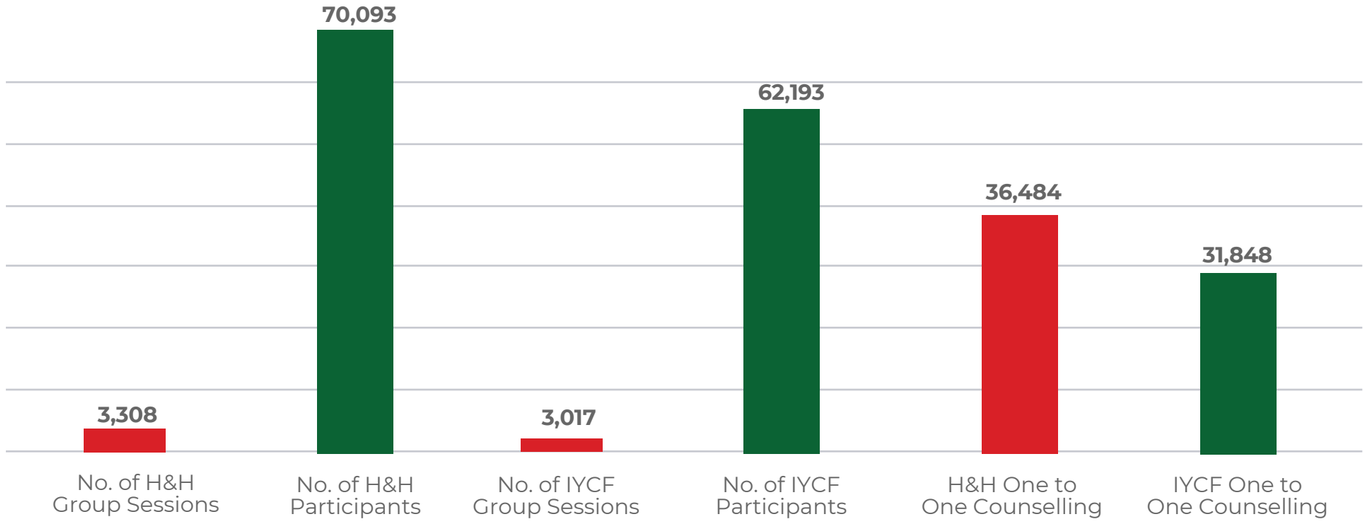

Data for RHCs and Others for December -25

Data for RHCs and Others for Dec-25			
Indicators	RHCs and above	BHU Plus, BHU, GDs and Others	Total
OPD	711,795	3,104,190	3,815,985
FP	9,919	95,795	105,714
ANC-1	11,601	54,057	65,658
NVD	5,851	29,953	35,804
C-Sections	1,984	0	1,984
Lab	231,954	863,978	1,095,932
Ultrasound	28,291	64,015	92,306
X-ray	13,878	1,758	15,636
LARC	1,467	9,091	10,558